

# VIPER - PLANNED MAINTENANCE CHECKLIST

Schedule below to be completed at 6 month intervals or as required by local health department codes

Refer to the Viper Service Manual for detailed processes for items contained in the checklist below.

Customer name	
Store #	
Address	
City, State, ZIP	
Manager or Contact name	
Contact Phone #	
Machine Model #	
Machine Serial #	

Item #	Component	Completed (Y/N)
1	Check water, syrup and CO2 delivery systems for leaks. Repair as required.	
2	Check water fill rate to ensure meets/exceeds minimum requirement of 25PSI dynamic flowing at 100 GPH for 2 barrel and 150GPH for 3 or 4 barrel. If flow rate cannot be achieved, check Water filters, tubing sizes supplying machine. Add water booster system if still unable to attain water flow rates.	
3	Check line voltage with compressor operating, acceptable range 230V ± 15V. Install buck boost transformer if voltage is outside of specified range	
4	Check Clock setting, events (Wake, Sleep, Defrost lock-outs)	
5	Check Viscosity settings.	
6	Clean condenser filter (self contained units only).	
7	Check and clean condenser coil (if required)	
8	Drain barrel and replace rear drive shaft seals.	
9	Inspect scrapper blades, rotate after 6 months and replace annually.	
10	Inspected beater bar, replace if required.	
11	Inspect face plate assembly, spinner, sensor, replace if required. Apply light qty of lube to O'ring	
12	Replace face plate bushing.	
13	Motorman dispensing valve, check caged O'ring, replace as required or at minimum annually. Lubricated valve and reassemble. Adjust return spring tension.	
14	Check and clean syrup BIB connectors	
15	Sanitize system.	
16	Check operation of syrup, CO2 and water sold out switches	
17	Check and set brix. Typical brix setting is 13 ± 1. Note: Brix set point may vary by customer and syrup type.	
18	Calibrate motors	
19	Start machine (Freeze mode) and check product quality after 3 compressor cycles.	

Comments:

---










---



---

# Viper Planned Maintenance Parts List

Required		QTY	Part #	3Wire Part #		
Blade Scraper Freeze Cyl Viper	Flip at 6 months, replace annually	1	620049806	1059688	2 per barrell	
Seal Viper Barrel <b>Pack of 10</b>	Every 6 months	10	620045383	1069396	1 per barrell	
Bushing Split Flange .5011D NYL	Every 6 months	1	2392	1001743	1 per barrell	
Down Corning 111 Lubricant	Used with Viper seals	1	321471000	1004188	per seal	
<b>Optional</b>						
Body Beater Viper	As Needed	1	620715735	1059923	1 per barrell	
Kit-Adapter Drive Shaft w/Set Screw & Dowel	Visual as Needed	4	629096854	1061679	1 per barrell	
<b>Other</b>						
Condenser filter 3 and 4 barrel	As Needed	1	620608618	1070154	1 per unit	
Condenser filter 2 barrel	As Needed	1	620608615	1062508	1 per unit	